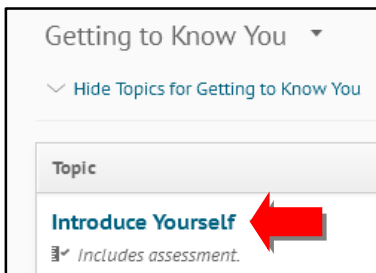


### Using the Discussion Forum in Desire2Learn (D2L)

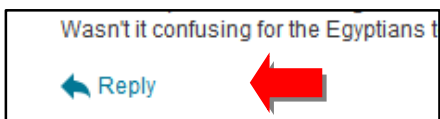
1. Log in to D2L and go to your course.
2. Select **Communication** then **Discussions** from the navigation bar.



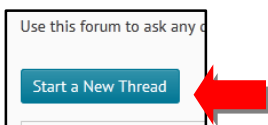
3. Under the Discussions List, select the appropriate topic link.



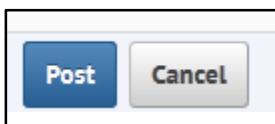
4. To read a discussion thread, click on the thread title.
5. To reply to a message, click on **Reply** in the message.



6. To start a new thread, click on **Start a New Thread** at the top of the Discussion window.



7. Enter the title of your post into the subject field and your message in the message box.
8. You have the option of adding a file by selecting **Add Attachments** and selecting the files.
9. When you are finished, select **Post**.



10. The message will now be added to the discussion list.