

Prairie State College

Desire2Learn (D2L): Quizzes

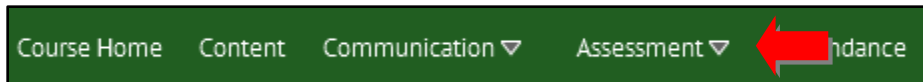
Table of Contents

Quizzes.....	1
Taking a Quiz.....	1
Viewing a Quiz Submission.....	2

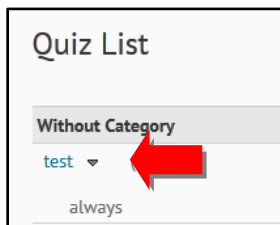
Quizzes

Taking a Quiz

1. Log in to D2L and go to your course.
2. Select **Assessment** then **Quizzes** from the navigation bar.

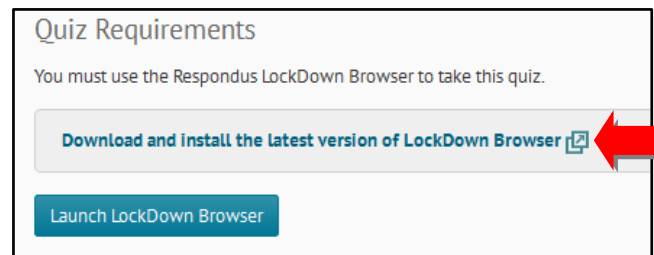


3. Select the title of the quiz you want to take.



4. You will see the quiz details that tell you how long you have to take the quiz, the number of attempts you are given, and general instructions about taking quizzes in D2L.

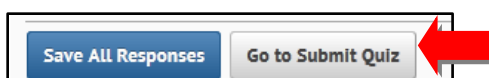
Note: If your instructor has enabled LockDown Browser, you will need to install that first. Click on the link to download and install LockDown Browser following the on-screen prompts. LockDown Browser does **not** work on smartphones or Chromebooks.



5. When you are ready to start the quiz, click **Start Quiz!** or **Launch LockDown Browser**.
6. Click **OK**.
7. After you answer each question, click **Save**.

Note: If you do not save after each question and you lose your connection, you will lose your answers in the quiz.

8. When you are done with the quiz, click **Go to Submit Quiz**.

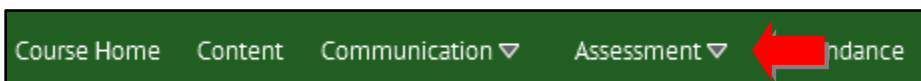


9. Click **Submit Quiz**.
10. Click **Yes, submit quiz**.
11. You will see a message showing you that the attempt was submitted.
12. Click **Close** to return to the Quiz List.

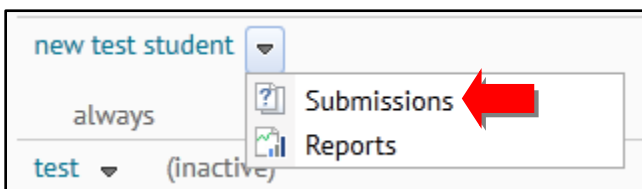
Viewing a Quiz Submission

Note: The instructor must make this view available to you in order for you to see your submission.

1. Log in to D2L and go to your course.
2. Select **Assessment** then **Quizzes** from the navigation bar.



3. Select the drop-down arrow next to the quiz name and click on **Submissions**.



4. Select the link for the quiz attempt.
5. The information displayed is selected by the course instructor. If you are unable to view something (score, question, answers, feedback), you will need to contact your instructor.

Test Student (username: teststudent)

Attempt 1
 Written: Mar 1, 2013 2:58 PM - Mar 1, 2013 2:58 PM

Submission View
 Your quiz has been submitted successfully.

Question 1 1 / 1 point

On what day of the year does Christmas fall?

1) January 6
 2) December 25
 3) October 31
 4) November 27

[Close](#)