

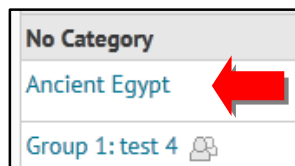
Using Assignments in Desire2Learn (D2L)

Submitting an Assignment

1. Log in to D2L and go to your course.
2. Select **Assessment** then **Assignments** from the navigation bar.

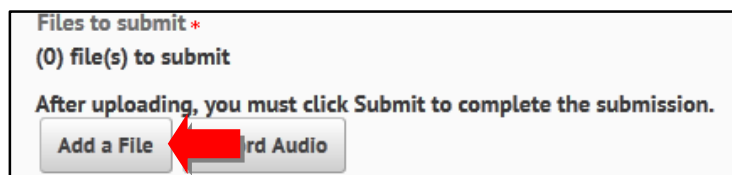


3. Click on the assignment title.



4. Select **Add a File**.



Note: You must attach a file to be able to submit the assignment.



5. Drag-and-drop your file into the box or select **Upload** to add files from your computer.
6. After locating your file, select **Open**.
7. Select **Add**.
8. You may also add any comments you would like to share with your instructor.
9. Select **Submit**.

Viewing Your Score and Feedback

1. Select **Assessment** then **Assignments** from the navigation bar.
2. The score column will display the points you received. If your instructor has provided feedback, you will be able to view it by selecting **View** under the **Feedback** column.

Folder	Score	Submissions	Feedback	End Date
No Category				
testing plagiarism tool 	99 / 100	1	 View 