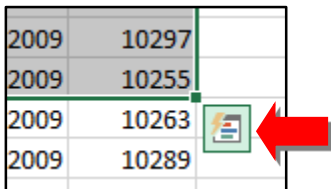



Conditional Formatting

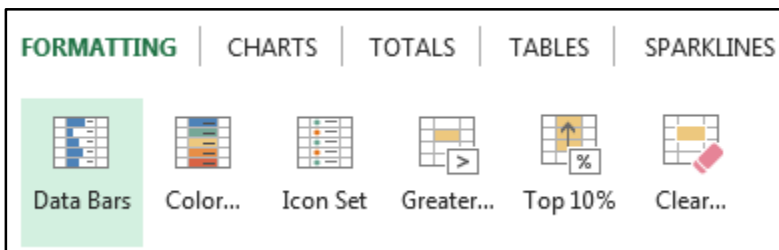
In Excel 2016 you can use conditional formatting to highlight important information or to see changes in number values.

1. Select the cells to include in the conditional formatting.
2. Select the Quick Analysis button.



2009	10297	
2009	10255	
2009	10263	
2009	10289	

3. Select one of the preformatted options.



Note: You can select multiple conditional formats by selecting the cells again and choosing a second conditional format in the Quick Analysis options.