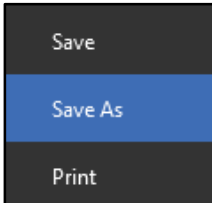


Save File in PDF Format

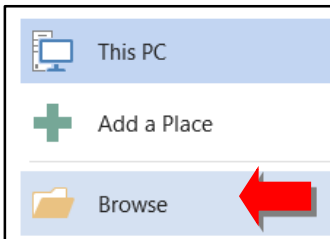
1. Select the **File** tab.



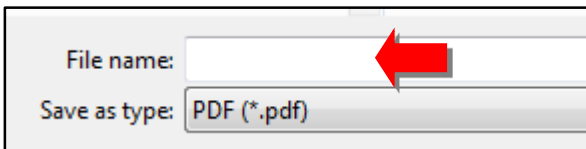
2. Select **Save As**.



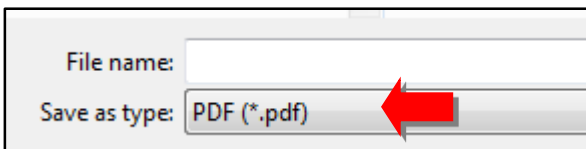
3. Select **Browse** to find the location where you want to save the file.



4. Enter the file name in **File name** if you want to name the PDF a different name.



5. In **Save as type**, select **PDF (*.pdf)**.



6. Select **Save** and the new PDF file will open.